

## Garlock ePTFE Joint Sealant Tape

### Style 3535 mono-directionally expanded sealant tape

Garlock Joint Sealant Tape, Style 3535 is made of 100 % pure mono-directionally expanded PTFE. Garlock Style 3535 is a universal sealing solution on a spool, for large diameter flanges, which can instantly be formed in place to fit any shape regardless of it's complexity. The exceptional good capability of Style 3535 to adapt to surfaces can compensate out-of parallel or damaged sealing surfaces with outstanding performance.



#### Typical Applications

» Hand-holes and manholes
» Ventilators
» Air ducts, compressors
» Housing covers, pump housings

#### Ideal for

» Large, complex and/or damaged flanges
» Aggressive media
» Stress sensitive connections
» Low load flanges

#### Standards and Certifications

» EC 1935/2004 and EC 10/2011
» BAM tested for LOX usage
» TA-Luft: 2002 version certificate incl. blow-out proofness
» TA-Luft: 2021 EN13555 characteristics available
» DVGW
» FDA 21 CFR 177.1550
» ADI – free (TSE, BSE)
» Phthalate and softener free
» Silicone-free

#### Technical Data

» Temperatures - 210 to +260 °C
» Pressure Vacuum to +100 bar (1500 psi) depending on installation situation
» Chemical resistance To all media pH 0-14 except molten alkali metals and elemental fluorine
» Shelf life ePTFE is showing no effects of aging and can be stored indefinitely. If purchased with adhesive backing, usage within two years is recommended, to ensure optimal adhesive function.

#### Available Sizes

Width mm	Thickness mm	Length of sealant tape m
3	1,5	25
5	2,0	25
7	2,5	25
10	3,0	25
12	4,0	10
14	5,0	10
17	6,0	10
20	7,0	5
25	8,0	5

#### Key Attributes

» Simple and easy to install / reduces downtime
» No wasteful scrap
» Stock reduction
» Chemical and temperature resistant

#### Full series of DIN EN 13555 data available, extract as follows:

Q min (0,01)	33 Mpa
Q <sub>S</sub> min (0,01)	9 Mpa
P <sub>QR</sub> (30Mpa RT)	0,66

Please note: When approaching maximum pressure or temperature, or 50% of maximum PxT, consult Garlock Engineering.

# Garlock ePTFE Joint Sealant Tape

## Installation Instructions

### 1.1 Size selection

Effective width (mm)	3 - 7	7 - 10	10 - 17	17 - 25	25 - 40	40 - 50	50 - 65	65 +
Nominal width (mm)	3	5	7	10	14	17	20	25

For Tongue and Groove flanges: Select the nominal width of Garlock Style 3535 that is equal to or less than the width.

### 1.2 Installation

Clean the sealing surface, remove old sealing remains, and check for damage.

After the sealing surface is cleaned and fat-free, position the Garlock Style 3535 sealant tape in the middle of the sealing surface.

When applying the sealant tape, progressively remove the adhesive protective tape. Make sure that the adhesive is not soiled or damaged during installation, this can influence the positioning of the tape.

Position the end of the sealant tape around the starting bolt hole. Complete the installation by overlapping both ends of the sealing tape at the starting bolt hole, and cut away any excessive material.

**Standard Flanges  
Flat Faced**



**Fragile Flanges**



Option 1

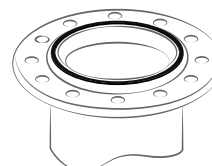
To prevent flange rotation.



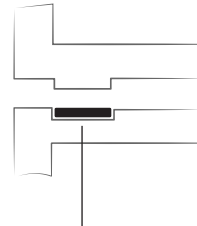
Option 2

To minimize flange rotation.

**Standard Flanges  
Raised Faced**



**Tongue & Groove**




To ensure proper gasket compression, the tongue must be equal to or taller than the groove depth.

### 1.3 Tighten the nuts in multiple steps

<b>Step 1</b>	Tighten all nuts initially by hand. (Larger bolts may require a small hand wrench.)
<b>Step 2</b>	Torque each nut to approximately 30% of full torque, using the cross bolt tightening pattern.
<b>Step 3</b>	Torque each nut to approximately 60% of full torque, using the cross bolt tightening pattern.
<b>Step 4</b>	Torque each nut to full torque, again using the cross bolt tightening pattern (Large-diameter flanges may require additional tightening passes.)
<b>Step 5</b>	Apply at least one final full torque to all nuts in a clockwise direction until torque is uniform. (Large-diameter flanges may require additional tightening rounds.)

Always torque nuts in a cross bolt tightening pattern.



Note:  
Properties/applications shown throughout this brochure are typical. Your specific application should not be undertaken without independent study and evaluation for suitability. For specific application recommendations consult Garlock. Failure to select the proper sealing products could result in property damage and/or serious personal injury. Performance data published in this brochure has been developed from field testing, customer field reports and/or in-house testing. While the utmost care has been used in compiling this brochure, we assume no responsibility for errors. Specifications subject to change without notice. This edition cancels all previous issues. Subject to change without notice GARLOCK is a registered trademark for packings, seals, gaskets, and other products of Garlock.  
© Garlock Inc 2024. All rights reserved worldwide.

#### GARLOCK GMBH

an Enpro Company

Falkenweg 1, 41468 Neuss, Germany

+49 2131 349 0

garlockgmbh@garlock.com

www.garlockeurope.com

United States of America

Canada

Mexico

Germany

China

Singapore

Taiwan

Australia